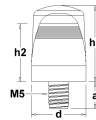




Technical Data

Operating Voltage: 4,0 – 12 V (= equals 3 to 9 cells)
 Current: appr. 35 mA
 Rotating speed: 160 – 200 rpm adjustable
 Dimensions (mm):







| | 1:16 | 1:12 | 1:8 |
|----|------|------|------|
| d | 10 | 12 | 17,5 |
| h1 | 14,5 | 17 | 24,8 |
| h2 | 13,5 | 15,5 | 21,6 |
| a | 6 | 6 | 6 |

* Units in mm

Operating Manual

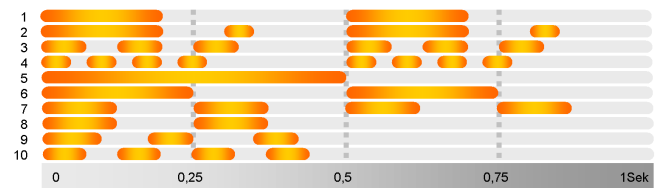
Rotating Beacon

2nd Generation

| Scale | 1:16 | 1:12 | 1:8 |
|--|------------------------------------|------------------------------------|-----------------------------------|
|  | RX16-O <input type="checkbox"/> | RX12-O <input type="checkbox"/> | RX8-O <input type="checkbox"/> |
|  | KL16-O <input type="checkbox"/> | KL12-O <input type="checkbox"/> | KL8-O <input type="checkbox"/> |
|  | RX16-B <input type="checkbox"/> | RX12-B <input type="checkbox"/> | RX8-B <input type="checkbox"/> |
|  | KL16-B <input type="checkbox"/> | KL12-B <input type="checkbox"/> | KL8-B <input type="checkbox"/> |

Features

- 3 speeds, 10 flash programs
- Wide voltage range
- Authentic function
- Innovative LED-technology
- Protected against voltage reversal
- Two wire connection
- Integrated electronics
- High life time
- Simple installation
- Maintenance free
- Authentic scale look



Impressum

Pistenking Funktionsmodellbau
 Andreas Rieger
 Reinhardtstrasse 43
 72649 Wolfschlugen
 Germany
 Tel.: +49 (0)7022 / 5028-37



email: info@pistenking.de
 web: www.pistenking.de

Important! Must Read!

For damages which are caused by neglecting the operating manual the warranty is voided. We are not liable for any resulting damages.

Contents

| | |
|--|---|
| Rotating Beacon..... | 1 |
| Technical Data..... | 2 |
| Features..... | 2 |
| Impressum..... | 2 |
| Contents..... | 3 |
| Intended Usage..... | 5 |
| Safety Guidelines..... | 5 |
| Product Description..... | 5 |
| Installation / Operation..... | 6 |
| Change speed and flash-programs..... | 7 |
| Malfunction..... | 7 |
| Warranty, Liability and Damage Limits..... | 8 |

Guidelines

This rotating beacon left the factory in a perfect condition meeting all safety requirements. To keep this condition and to ensure a safe operation all safety guidelines and warnings of this manual have to be obeyed.

- Operating of the rotating beacon is only permitted within the indicated voltage range.
- Any position of the rotating beacon is possible.
- Permitted operating temperature during operation: 5 F – 105 F
- Intended ambient condition: dry and clean
- If water condensation occurs wait for 1 hour before operating the rotating beacon.
- If the rotating beacon is operated under strong vibrations or heavy impacts please be advised to mount it vibration and shock protected.
- Protect the rotating beacon of humidity, water and heat.
- The rotating beacon may not be operated under the influence of flammable fluids.
- The rotating beacon is not a toy. Beware of choking hazard. Keep away from children.
- The rotating beacon may only be operated under the supervision of an adult.
- In schools, learning facilities, public hobby work shops etc. an operation has to supervised by trained personal.
- Do not operate the rotating beacon in areas, where flammable gases, vapours or dust are present or could be present.
- If repair of the rotating beacon is necessary only authentic spare parts must be used. Other parts may lead to serious injuries and damages.
- Only trained professionals may repair the rotating beacon.
- The rotating beacon has always to be disconnected from the electrical power source after operation.
- If any fluid gets inside the rotating beacon damage might result. If any fluid has been spoiled on the rotating beacon it has to be checked by a qualified professional.

Intended Usage

The intended operation of the rotating beacons is the simulation of a rotating rotating beacon for functional models and toys.
Any other usage is not permitted!

Safety Guidelines

- Always check the connecting wires or cables for the rotating beacons for faulty insulation or breaks. If a failure is detected the rotating beacon has to be removed from operation immediately until the faulty wire has been replaced.
- Always ensure the strict adherence to the permitted voltage and current as given in the manual. Especially for the maximum permitted operating voltage!
- Please consider that operating and installation failures or errors are outside of our influence. Quite understandably we cannot be held liable for any related damages.
- In any case it has to be checked if the rotating beacon is suited or can safely be used for the chosen application and location.
- All wiring and connecting work must only be done without any connected electrical power source.

Product Description

Rotating Rotating beacon, built in SMD-technology.

Application: Rotating rotating beacon for functional RC models (snow cats, RC trucks, off highway machinery, etc.)

This article has been checked according to EU guide lines and meets the legal requirements.

Installation / Operation

The rotating beacon may only be operated with a battery or rechargeable battery or on a filtered DC power source.

Automotive battery chargers or model train voltage converters are not suited as power source and lead to damage of parts or malfunctioning of the rotating beacon.

All variants of the rotating beacon are protected against voltage reversal. Voltage reversal does not damage the rotating beacon.

red wire = positive pole +
black wire = negative pole -

Connect a DC voltage between 4 and 12 V with correct poles to the wires.

Recommended operating voltage: 4 ... 7.2 V (4 to 6 cells).

7,2..12V is possible, but might lead to high warming of the rotating beacon.

Operating the rotating beacon on 12 V lead batteries or rechargeable batteries (NiCd, NiMH) with 10 cells is possible, but leads to high warming of the rotating beacon.

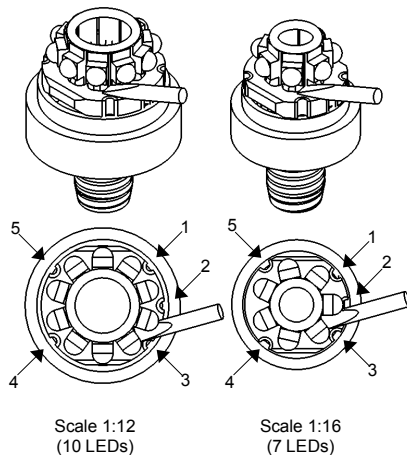
After the voltage has been connected correctly the LEDs will light one after the other simulating the rotating light.

Risk of life

When using a DC power source make sure that it meets the legal requirements.

Change speed and flash-programs

While the rotating beacon is on, take a small metal piece (screw driver or stripped cable) and connect through the two marked solder points of the LEDs. The LEDs are above the connector No. 3 (shown in the pictures below). If the two LEDs are successfully shorted, they both light up. The new program is now stored. After the short is removed, new the program is shown. To change to another program mode, repeat the procedure until the desired mode is reached. After you restart the rotating beacon the last mode will be continued.



Malfunction

If a safe operation can no longer be assumed the rotating beacon has to be disconnected and protected against inadvertent operation.

This is the case

- at visible damage of the rotating beacon
- if the rotating beacon is no longer operable
- if parts of the rotating beacon are loose
- if the connecting wires show visible damages

If repair of the rotating beacon is necessary only authentic spare parts must be used. Other parts may lead to serious injuries and damages.

Only trained professionals may repair the rotating beacon.

Warranty, Liability and Damage Limits

Exclusive Warranty: Pistenking Funktionsmodellbau ("Pistenking") warrants that the Products purchased (the "Product") will be free from defects in materials and workmanship for a period of One (1) year from the date of purchase by the Purchaser.

REPAIR OR REPLACEMENT AS PROVIDED UNDER THIS WARRANTY IS THE EXCLUSIVE REMEDY OF THE PURCHASER.

Limitations: PISTENKING FUNKTIONSMODELLBAU MAKES NO WARRANTY OR REPRESENTATION, EXPRESS OR IMPLIED, ABOUT NON-INFRINGEMENT, MERCHANTABILITY OR FITNESS FOR A PARTICULAR PURPOSE OF THE PRODUCT. THE PURCHASER ACKNOWLEDGES THAT THEY ALONE HAVE DETERMINED THAT THE PRODUCT WILL SUITABLY MEET THE REQUIREMENTS OF THE PURCHASER'S INTENDED USE.

Purchaser Remedy: Pistenking Funktionsmodellbau's sole obligation hereunder shall be that Pistenking will, at its option (i) repair or (ii) replace, any Product determined by Pistenking to be defective. In the event of a defect, these are the Purchaser's exclusive remedies. Pistenking reserves the right to inspect any and all equipment involved in a warranty claim. Repair or replacement decisions are the sole discretion of Pistenking. This warranty does not cover cosmetic damage or damage due to the acts of God, accident, misuse, abuse, negligence, commercial use, or modification of or to any part of the Product. This warranty does not cover damage due to improper installation, operation, maintenance, or attempted repair by anyone other than Pistenking. Return of any goods by Purchaser must be approved in writing by Pistenking before shipment.

Since we have no influence on the correct and intended usage of the rotating beacon we can only warrant the specified operation of the rotating beacon in an uninstalled condition and under the specified operating conditions and voltage. Any further warranty requests are explicitly excluded.

PISTENKING FUNKTIONSMODELLBAU OR ITS DISTRIBUTORS SHALL NOT BE LIABLE FOR SPECIAL, INDIRECT OR CONSEQUENTIAL DAMAGES, LOSS OF PROFITS OR PRODUCTION OR COMMERCIAL LOSS IN ANY WAY CONNECTED WITH THE PRODUCT, WHETHER SUCH CLAIM IS BASED IN CONTRACT, WARRANTY, NEGLIGENCE, OR STRICT LIABILITY. Further in no event shall the liability of Pistenking Funktionsmodellbau or its distributors exceed the individual price of the Product on which liability is asserted. As Pistenking Funktionsmodellbau or its distributors has no control over use, setup, final installation, modification or misuse, no liability shall be assumed nor accepted for any resulting damage or injury. By the act of use, setup or installation, the user accepts all resulting liability.

If you as the Purchaser or user are not prepared to accept the liability associated with the use of this Product, you are advised to return this Product immediately in new and unused condition to the place of purchase.

Law: These terms are governed by Colorado law (without regard to conflict of law principals).